

RESTAURANT • BAR • DESIGN • EQUIPMENT

**ONE WAY** *Supply Corp.*

JANITORIAL • PAPER PRODUCTS • SUPPLIES



# PREPPED TO PERFECTION

Impressive Tools & Appetizing Results ➤



VOLUME III

2018



## › Slope™ Dinnerware

- New for 2018!
- Bright White square and rectangular porcelain dinnerware
- Reduced profile serves as the perfect canvas for any culinary creation



ITEM #	DESCRIPTION	PK
SP-7	Square Plate, 7"	3 dz
SP-10	Square Plate, 10"	1 dz
SP-21	Square Plate, 12"	1 dz
SP-12	Rectangular Platter, 10" x 5 1/4"	1 dz
SP-14	Rectangular Platter, 13 1/4" x 7"	1 dz
SP-50	Rectangular Platter, 14 1/2" x 8 1/4"	1 dz
SP-15	Square Bowl, 6 oz, 3 1/2"	3 dz
SP-66	Square Bowl, 16 oz, 6"	2 dz

*Additional sizes and pieces available*

## › Helena™ Glassware

- Lead-free crystal
- Two-piece crystal glass
- Sheer rim

ITEM #	DESCRIPTION	PK
3102	Sampler, 2 oz	4 dz
3104	Sampler, 5 oz	4 dz
3106	Taster, 6 oz	2 dz
3107	Taster, 7 oz	2 dz
3188	All Purpose, 9 oz	2 dz
3116	All Purpose, 16 oz	1 dz
3112	Chardonnay, 12 oz	2 dz
3122	Bordeaux, 21 oz	1 dz
3119	Cabernet, 19 oz	1 dz
1877	Flute, 8 oz	3 dz
3615	Goblet, 14 oz	2 dz



## › Stal Knife Kit

- Carry and store knives in style with the convenient and travel-friendly knife roll-up storage bag
- Kit includes 3 1/4" paring knife, 5 1/2" utility knife, 6" boning knife, flexible, 9 1/2" offset bread/utility knife, 10" hollow ground chef knife, 12" wavy edge slicer, 12" sharpening steel, 11-slot knife bag and red high-heat nylon spoon



## › Acero Knife Kit

- Heavy-duty, zip-up carry case
- Kit includes 3 1/2" paring knife, 6" boning knife, 8" chef knife, 8" bread knife, 10" slicer, 12" sharpening steel, 11-slot knife bag and bonus shears



## › Knife Backpack with Inner Knife Case

- Backpack features wide, ergonomic straps with a back airflow system for extra comfort
- Padded laptop sleeve compartment with locking zippers
- The KBP-2 hard case has 10 slots to fit a variety of knives; has removable strap, which can be used for carrying without backpack



ITEM #	DESCRIPTION
KWP-KIT1	7-Piece Knife Kit

ITEM #	DESCRIPTION
KFP-KITA	7-Piece Knife Kit

ITEM #	DESCRIPTION
KBP-S	Backpack w/Inner Knife Case



## › Pizza Supplies

*Many sizes and pieces available*

## › Stanford Flatware

- 18/8 stainless steel
- Extra heavyweight
- Mirror finish

ITEM #	DESCRIPTION
0034-01	Teaspoon
0034-05	Dinner Fork
0034-08	Dinner Knife
<i>Additional pieces available</i>	



## › Victoria Flatware

- 18/8 stainless steel
- Extra heavyweight
- Mirror finish

ITEM #	DESCRIPTION
0035-01	Teaspoon
0035-05	Dinner Fork
0035-08	Dinner Knife
<i>Additional pieces available</i>	







### › X3® Black Nitrile Powder Free Gloves

- Textured exterior, beaded cuff
- 100/box, 10 boxes per case

ITEM #	DESCRIPTION
<b>BX342100</b>	Small
<b>BX344100</b>	Medium
<b>BX346100</b>	Large
<b>BX348100</b>	X-Large
<b>BX349100</b>	XX-Large



### › Gloveworks® Nitrile Heavy Duty Powder Free Gloves

- Latex free
- Diamond textured
- Chlorinated
- 100/box, 10 boxes per case
- Ambidextrous
- Beaded cuff
- Industrial grade

ITEM #	DESCRIPTION
<b>GWBN44100</b>	Medium
<b>GWBN46100</b>	Large
<b>GWBN48100</b>	X-Large
<b>GWBN49100</b>	XX-Large



### › GlovePlus® Black Nitrile Powder Free Gloves

- Latex free
- Ambidextrous
- Textured/Micro-roughened
- 100/box, 10 boxes per case
- Beaded cuff
- Polymer coated
- Industrial grade

ITEM #	DESCRIPTION
<b>GPNB42100</b>	Small
<b>GPNB44100</b>	Medium
<b>GPNB46100</b>	Large
<b>GPNB48100</b>	X-Large
<b>GPNB49100</b>	XX-Large

### › Portable Griddle Tops

- For use on commercial range gas burners, open fires, outdoor grills
- Heavy gauge 3/16" steel
- Heat resistant handles
- Not for use on electrical equipment
- 1" lip

ITEM #	DESCRIPTION
<b>133-1008</b>	Covers 2 Burners, 10½" x 22⅞"
<b>133-1009</b>	Covers 4 Burners, 22⅞" x 22⅞"



### › Heavy-Duty Digital Receiving Scale

- Digital display in ounces, pounds or kilograms
- 12" x 15" stainless steel platform
- Tare feature
- Includes: printer cable, weight to gallons chart; 120 volt AC adaptor and four AAA batteries

ITEM #	DESCRIPTION
<b>280-1564</b>	400 lb Capacity



### › Reversible Griddle

- Cast iron
- 2 different grilling surfaces - flat and ribbed
- Ideal for both indoor and outdoor cooking
- Covers 2 burners
- Not for use on electrical equipment

ITEM #	DESCRIPTION
<b>243-1015</b>	11" x 21"



### › Carbon Cure™ Oven/Grill Degreaser

- Non-caustic, grease and carbon remover
- Good for cleaning baked-on grime built up on metal surfaces and cooking equipment found in commercial kitchens
- Rinses clean in as little as 5 minutes
- Ready to use
- Product will not foam without foaming sprayhead

ITEM #	DESCRIPTION
<b>143-1173</b>	32 oz Spray Bottle
<b>143-1172</b>	1 gallon



143-1173

143-1172



## Pro Cart Ultra™

- The first insulated cart to actively hold both hot and cold food at the same time-without a compressor
- Choose active hot (150° to 165°F), active cold (32.5° to 40°F) or passive holding in each compartment
- Holds GN food pans, sheet pans, trays and pizza boxes
- Energy efficient
- Charcoal Gray
- Heavy duty 6" casters
- 28"w x 66"h



Tall

**CAMBRO**  
TRUSTED FOR GENERATIONS™



Low

ITEM #	DESCRIPTION
Tall - Dual Compartments - 28"w x 66"h	
PCUUP-	35¾"d, Non-Electric
PCUHC-	36½"d, Hot Top/Cold Bottom
Low - Single Compartments - 28"w x 40"h	
PCULC-	36½"d, Electric, Cold
PCULH-	35½"d, Electric, Hot



## Cam GoBox® Insulated Transporters & Dolly

- Keeps food at safe temperatures during holding and transport
- Lightweight—made of expanded polypropylene
- Easily identify contents with the plastic colored menu tags
- Black



EPP400

ITEM #	DESCRIPTION
EPP180SW	Top Loader, 48.6 qt, Fits (1) 8"d Pan
EPP400	Front Loader, 90.9 qt, Fits (4) 4"d Pans
CD3253EPP	Camdolly® Fits All Cam GoBoxes



**Chase Doors**  
— A SENNECA COMPANY —

## Restaurant Door

- Engineered and manufactured with the highest standards of quality and dependability
- Neatly hidden hardware (patent pending) and flush mounted window
- 1½" thick door provides excellent sound abatement qualities



ITEM #	DESCRIPTION
ENG-1	36" x 84" (Single Opening)
ENG-1	48" x 84" (Paired, Includes 2 Each 24" Wide Panels)

## Wire Shelving

- High gloss epoxy finish
- Poly-Green™ features NexGuard antimicrobial agent protection
- 600-800 lb capacity per shelf
- Suitable for wet or dry applications
- Black Epoxy: 7 year warranty against rust or corrosion
- Poly-Green™: 15 year warranty against rust or corrosion
- Silver EP: 7 year warranty against rust and corrosion
- Poly-Z-Brite: 15 year warranty against rust and corrosion



### POLY-GREEN™ SHELVES 18" WIDE

<b>S1836G</b>	36" long
<b>S1848G</b>	48" long
<b>S1860G</b>	60" long
<b>S1872G</b>	72" long

### POLY-GREEN™ SHELVES 24" WIDE

<b>S2436G</b>	36" long
<b>S2448G</b>	48" long
<b>S2460G</b>	60" long
<b>S2472G</b>	72" long

### POLY-GREEN™ POSTS

<b>P63G</b>	63" long
<b>P74G</b>	74" long



*Black Epoxy*



*Poly-Green™*



*Silver*

### SILVER SHELVES 18" WIDE

<b>S1836EP</b>	36" long
<b>S1848EP</b>	48" long
<b>S1860EP</b>	60" long
<b>S1872EP</b>	72" long

### 24" WIDE

<b>S2436EP</b>	36" long
<b>S2448EP</b>	48" long
<b>S2460EP</b>	60" long
<b>S2472EP</b>	72" long

### SILVER POSTS

<b>P63EP</b>	63" long
<b>P74EP</b>	74" long



*Shelves adjust  
on 1"  
increments*



*Black*

### BLACK SHELVES 18" WIDE


<b>S1836B</b>	36" long
<b>S1848B</b>	48" long
<b>S1860B</b>	60" long
<b>S1872B</b>	72" long

### 24" WIDE

<b>S2436B</b>	36" long
<b>S2448B</b>	48" long
<b>S2460B</b>	60" long
<b>S2472B</b>	72" long

### BLACK POSTS

<b>P63B</b>	63" long
<b>P74B</b>	74" long



*Poly-Z Brite*

### POLY-Z BRITE SHELVES 18" WIDE

<b>S1836Z</b>	36" long
<b>S1848Z</b>	48" long
<b>S1860Z</b>	60" long
<b>S1872Z</b>	72" long

### 24" WIDE

<b>S2436Z</b>	36" long
<b>S2448Z</b>	48" long
<b>S2460Z</b>	60" long
<b>S2472Z</b>	72" long

### POLY-Z BRITE POSTS

<b>P63Z</b>	63" long
<b>P74Z</b>	74" long







## Stainless Steel Work Tables

- 16 gauge stainless steel top and base
- Top is sound deadened
- Adjustable bullet feet
- Shipped knocked-down, easy-to-assemble



ITEM #	DESCRIPTION
With Adjustable S/S Shelf	
<b>ST6-3048SSK</b>	48"l x 30"w x 35¼"h
<b>ST6-3060SSK</b>	60"l x 30"w x 35¼"h
With Adjustable Bracing	
<b>ST6-3048SBK</b>	48"l x 30"w x 35¼"h
<b>ST6-3060SBK</b>	60"l x 30"w x 35¼"h

## Maple Top Work Tables

- 16 gauge type 304 stainless steel base
- 1¾" thick maple top with oil finish
- Adjustable bullet feet
- Shipped knocked down, easy-to-assemble

ITEM #	DESCRIPTION
With Adjustable S/S Shelf	
<b>SNS08</b>	48"l x 30"w x 35¼"h
<b>SNS09</b>	60"l x 30"w x 35¼"h
With Adjustable Bracing	
<b>SNB08</b>	48"l x 30"w x 35¼"h
<b>SNB09</b>	60"l x 30"w x 35¼"h



## Wall Mount Hand Sink

- With 2 deck mount faucet holes
- Faucet holes are 4" on-center
- Includes mounting bracket

ITEM #	DESCRIPTION
<b>K-HS-1410-2DM-EW</b>	14" x 10" x 5"



## "B" Series Compartment Sinks

- 16 gauge 300 series stainless steel bowls and deck
- Stainless legs and bullet feet
- 14" deep bowl
- Includes front to back adjustable stainless bracing
- 1 bowl, 1 drainboard



1B184-1D18R



ITEM #	DESCRIPTION
<b>1B184-1D18R</b>	1 Right Drainboard
<b>1B184-1D18L</b>	1 Left Drainboard



## Pro-Bowl Hand Sinks

- All stainless steel construction
- One-piece deep drawn bowl, 14" x 10" x 5"d
- Wall mounting bracket, stainless steel, off set design
- 1½" drain
- Splash-mount, 4" center, faucet included



PBHS-W-1410-P-SSLR



ITEM #	DESCRIPTION
<b>PBHS-W-1410-P</b>	No Side Splashes
<b>PBHS-W-1410-P-SSLR</b>	Left & Right Side Splashes

### Heavy Duty Wall Mount Pre-Rinse w/Add-On Faucet

- Same great features as 17-108WL plus includes add-on faucet with 12" spout
- Low lead compliant

ITEM #  
17-109WL



### Heavy Duty Wall Mount Pre-Rinse

- Built for high volume use
- High quality 1/4 turn ceramic cartridge valves
- Heavy duty spring on top for increased movement
- Built-in internal check valves
- 1.2 gpm spray valve
- 8" center
- Low lead compliant

ITEM #  
17-108WL



### Wall Mount Faucets

- 8" centers
- Full replacement parts available
- Low lead compliant

#### MEDIUM DUTY

12-808L 8" Swing Spout  
12-812L 12" Swing Spout



#### HEAVY DUTY

14-808L 8" Swing Spout  
14-812L 12" Swing Spout  
14-814L 14" Swing Spout



*These products  
are low lead  
compliant for  
safety!*



### Heavy Duty Deck Mount Pre-Rinse

- Built for high volume use
- High quality 1/4 turn ceramic cartridge valves
- Heavy duty spring on top for increased movement
- Built-in internal check valves
- 1.2 gpm spray valve
- 1 1/4" single hole
- Low lead compliant

ITEM #  
17-202WL



### Pre-Rinse Replacement Parts

- Fits all brands
- Low lead compliant

ITEM #	DESCRIPTION
21-133L	Hose, 44" long
21-129L	Spray Valve, 1.2 gpm
21-139L	12" Add-On Swing Spout w/ 1/4 Turn Ceramic Cartridge Valve





### Pre-Rinse Unit

- 8" C/C backsplash control valve
- 1.15 GPM ultra spray plus valve
- EZ install adapter is included with each unit

ITEM #	DESCRIPTION
64793	w/Wall Bracket

### Pre-Rinse Replacement Hose w/Handle and Adapter

- 44" three-ply aircraft hydraulic hose with insulated handle
- Fits all brands of pre-rinse units



ITEM #	DESCRIPTION
2918	44" Length

**FISHER**  
MANUFACTURING COMPANY  
Commercial Faucets Since 1936

### Close Elbow

- Fits all competitor's commercial faucets
- 1/2" 90° elbow
- Prevents crimping or other damage to supply lines

ITEM #	DESCRIPTION
64211	1/2" Female, 2 Each



### Ultra-Spray™/PLUS Spray Valve

- Guaranteed for 1,000,000 cycles
- WaterSense® certified
- Lowest energy user
- Engineered to last - no 'O' rings to leak
- Fits all brands
- Solid bronze lever - for full "ON" operation



ITEM #	DESCRIPTION
2949	1.15 GPM @ 60 psi

### Backsplash Faucet

- Brass construction with lever handles
- 8" C/C backsplash mount
- 1/2" faucet
- Includes EZ Install adapters

ITEM #	DESCRIPTION
64769	12" Swing Spout



Straight

### High Temperature Heat Recovery Undercounter Glasswasher

- Stainless steel upper and lower wash and rinse arms
- Soft Start feature lowers noise and reduces glass breakage
- Reduces water vapor for under bar application
- 304 stainless steel construction
- .82 gallon of water per cycle
- 20 racks or 600 glasses per hour (30 glasses per rack)
- Safe-T-Temp booster heater for a 70°F rise
- 180°F fresh water final rinse
- Detergent and rinse aid chemical pumps



ITEM #	DESCRIPTION
181 VL	24" w x 27" d x 33 3/8" h



### Single Rack Dishwashers w/Booster

- High temperature sanitizing with built-in booster heater
- External Poly Pro scrap accumulator
- Stainless steel construction
- Includes 1 combination rack and 1 peg rack
- 25 1/2" w x 25" d x 60" h

ITEM #	DESCRIPTION
180S/C W/B	Straight or Corner
180-VL	Ventless

### High Temp Undercounter Dishwasher

- Polished stainless steel surface and tanks with rounded corners
- 14 1/2" door opening
- Built-in detergent and rinse chemical pumps
- Safety temp feature assures 180°F sanitizing rinse every cycle
- 24" w x 25" d x 33 1/2" h



ITEM #	DESCRIPTION
UC65E	30 Racks/120 Covers/Hour, 0.8 gal Per Rack



## > Light Duty Manual Slicers

- Sanitary polished and anodized aluminum construction
- Precision slicing German hollow ground blade
- Max slice thickness of 0.5"
- Top mounted, easy-to-use sharpener
- Carriage detaches for easy washing/sanitizing
- 115V, ¼ hp motor

ITEM #	DESCRIPTION
4610	10" Blade
4612	12" Blade



SRM20

## > Planetary Mixer

- Variable speed transmission enables the operator to change speeds without having to stop the mixer
- Includes a stainless steel bowl, safety guard, batter beater, dough hook, wire whip, ingredient chute, bowl scraper attachment and #12 PTO hub
- Slicer, shredder and meat grinder attachments available
- 115V, ½ hp
- Made in USA

ITEM #	DESCRIPTION
SRM20	20 qt

## > Crathco® Classic Bubblers™ Premix Cold Beverage Dispensers

- Super-strong, polycarbonate 5 gallon bowl and cover
- Stainless side panels and drip tray
- Two-piece, stainless steel dripless dispense valve
- Cools fast for quick start-up
- 2 years limited parts and labor warranty
- Includes spray and agitation circulation options
- 120V



## > "NHT" Granita Dispensers

- Unique suction cup compression seal system acts as a protective barrier between the granita and vital gear motors
- Freeze up monitoring system
- Auger shaft is constructed of stainless steel
- 24 hour programmable defrost timer
- At the push of a button, change modes to dispense additional beverages like fruit punch, iced cappuccino and more
- 2 year limited parts and labor warranty
- 120V



Grindmaster  
Cecilware



ITEM #	DESCRIPTION
D25-4	2 Bowls, 17½" w x 15" d x 27¼" h
D35-4	3 Bowls, 25½" w x 15½" d x 27¼" h

## > Easy Chopper 3™

- Commercial-grade aluminum construction and high-tension stainless steel blades
- 4¼" square cutting area
- Engineered nylon-based resin push block
- Base can sprawl over a standard ½ or ¾ size 6" deep food pan

ITEM #	DESCRIPTION
57500-1	¼" Square Cut
57500-2	⅜" Square Cut
57500-3	½" Square Cut
57500-4	1" Square Cut
57500-5	¼" Slice
57500-6	⅜" Slice
57500-7	½" Slice



**nemco**® | FOOD EQUIPMENT

ITEM #	DESCRIPTION
NHT2UL	2 Bowls, 14¼" w x 18¼" d x 27¾" h
NHT3UL	3 Bowls, 21" w x 18¼" d x 27¾" h

## > Commercial Spiral Mixers

- Built-in timer allows you to program and set mixing times
- Emergency stop and bowl guard switch
- 2 mixing speeds
- 1 year parts and labor warranty

**eurolib**



ITEM #	DESCRIPTION
LR GM25B	84½ qt
LR GM50B	137 qt
LR GM75B	200 qt





### > Microwaves

- Stainless steel body and cavity
- Heavy duty metal handle and durable interlock system
- LED display
- 1.0 cu ft
- 1000W
- 20"w x 14"d x 12"h



A Division of The Legacy Companies

ITEM #	DESCRIPTION
GEW1000D	Dial
GEW1000E	Digital



### > Vertical Conveyor Bun Grill Toaster

- Stainless steel construction
- Self-leveling conveyor automatically adjusts to various sizes of buns, bagels, and Texas Toast
- Durable steel griddle plate is thermostatically controlled between 200° and 500°
- 1 year parts and labor warranty



ITEM #	DESCRIPTION
M-95	1000 Bun Halves/hr

### > Sno-Kone Machine

- Perfect for low-volume operations
- Welded frame prevents melting-ice leaks
- Removable snow pan and drain tube simplify cleaning
- Glass windows optimize visibility and durability



ITEM #	DESCRIPTION
GS1550	24"w x 15"d x 26"h



### > Speed Oven

- Microwave/impingement speed cooking technology
- 304 stainless steel cavity
- 150° to 525°F temperature range
- 1 basket, 1 tray, 2 oz cleaner, 2 oz shield, and 1 peel included
- 1 rack/position
- 208/240V



ITEM #	DESCRIPTION
E300	22¾"w x 33"d x 20⅞"h



### > Hot Fudge Dispenser

- Built-in, easy-actuating pump optimizes dispensing control
- Stainless steel body
- Oversized water tank keeps the fudge warm and gooey



ITEM #	DESCRIPTION
GS1560	11"w x 15"d x 16"h



### > Nacho Cheese Dispenser

- Dispenses cheese or chili
- Keeps a backup bag preheated for rush times
- Peristaltic pump dispenses every last drop
- Adjustable 3-button dispensing control



ITEM #	DESCRIPTION
GS1555	17"w x 10"d x 28"h



## › Cecilware® Pro Gas Hot Plate

- Stainless steel construction
- Natural or LP gas (conversion kit included)
- Individually controlled burners with 44,000 Btu
- Heavy-duty cast iron trivets
- Durable anti-clogging dual-ported burners
- 2 year parts and labor warranty



ITEM #  
**HPCP424**

DESCRIPTION  
4 Burners, 24"w

## › Cecilware® Pro Gas Charbroiler

- Stainless steel double-wall construction
- Cool-to-the-touch bullnose
- Natural or LP gas (conversion kit included)
- Reversible, heavy-duty cast iron grilling grates
- 40,000 Btu per burner with adjustable pilots
- Grates can be tilted for different heating levels
- Can alternate between lava rock and radiant cooking methods
- 2 year parts and labor warranty



ITEM #  
**CCP24**

DESCRIPTION  
2 Burners, 24"w



## › Cecilware® Pro Gas Griddle

- Stainless steel double-wall construction, high polished plate
- Cool-to-the-touch bullnose
- 1" thick griddle plate
- High-performance, 30,000 Btu burners
- Natural or LP gas (conversion kit included)
- Manual, independent cooking zones
- 2 year parts and labor warranty

eurodib

ITEM #  
**GCP24**

DESCRIPTION  
2 Burners, 24"w



## › Krampouz® Crepe Makers

- Round, stainless steel frame with cast iron plate
- 15 3/4" dia cooking surface
- Made in France

ITEM #  
**CEBIF4**  
**CGBIP4**

DESCRIPTION  
Electric, 208-240V, 3750W  
Gas, 24,000 Btu



## › Electric Topping Warmers

- Wide variety of specialties: Crepes, waffles, churros, gelato and more
- For savory or sweet sauces: chocolate, caramel, spread, ketchup, curry sauce, sweet sauce and more
- All topping warmers come with 1L bottles with a 3-spout top
- Stainless steel
- 8.7"l x 7.8"h
- 1 year parts and labor warranty
- Made in France



ITEM #  
**BECID1AS**  
**BECID2AS**  
**BECID3AS**

DESCRIPTION  
Holds 1 Bottle, 6.3"w, 110V, 170W  
Holds 2 Bottles, 10.6"w, 110V, 340W  
Holds 3 Bottles, 15.7"w, 110V, 510W

## › Krampouz® Waffle Makers

- Durable stainless steel frame with protected controls
- Single 180° opening
- Thermostatic control 122° to 572°F
- Dishwasher-safe removable plates
- Cooks 2 waffles
- 120V, 1440W
- 1 year parts and labor warranty
- Made in France

eurodib



ITEM #  
**WECDBAAS**  
**WECDDHAAS**

STYLE  
4 x 6 Brussels  
4 x 7 Liege

WAFFLE SIZE  
7.2" x 4.4" x 1.1"h  
7.5" x 4.3" x 0.9"h

**Invensys®**  
thermostat  
200° to 400°F



FMS504NAT



**Grindmaster  
Cecilware**

## Gas Fryers

- Stainless steel front and galvanized sides
- Heavy-duty stainless steel tank
- Cold zone in fry tank
- Two nickel chrome wire mesh fry baskets
- 36¼" working height
- 2 years parts and labor warranty
- 6" adjustable legs
- Specify Natural (NAT) or Propane (LP) gas when ordering
- 120V

ITEM #	DESCRIPTION
FMS403	40 lb Oil Capacity, 90,000 Btu
FMS504	50 lb Oil Capacity, 120,000 Btu
FMS705	70 lb Oil Capacity, 150,000 Btu



## Gas Connector Kits

- Complete kits include: gas connector, quick disconnect, gas valve, restraining kit, (2) 90° elbows
- Stainless steel hose with antimicrobial PVC-coated protective layer
- Welded construction for added durability
- Designed to be used with stationary and caster-mounted equipment



ITEM #	DESCRIPTION
M7536K	¾" ID x 36" I Hose
M7548K	¾" ID x 48" I Hose



## Black Diamond Gas Range/Griddle Combos

- Stainless steel front, backriser and shelf
- 12" x 12" cast iron removable top grates
- 24" w x ¾" thick polished steel griddle plate
- 150° to 550°F temperature range
- Includes 2 removable and adjustable oven racks
- Natural gas
- 32½" d x 60" h

	WIDTH	BURNERS	OVEN(S)	BTU
BDGR-24/NG	24"	4	1	150,000
BDGR-36/NG	36"	6	1	210,000
BDGR-60/NG	60"	10	2	360,000

GAS RANGES w/24" GRIDDLE

BDGR-3624G/NG	36"	2	1	130,000
BDGR-6024G/NG	60"	6	2	280,000
BDGR-6024GB/NG*	60"	6	2	276,000

\* Griddle/Broiler



BDGR-3624G/NG



BDGR-36/NG

**Steel liner on  
door and sides  
with a porcelain  
oven liner**



**AdmiralCraft**  
Equipment Corp.



## ➤ Mini Rotating Rack Ovens

- Fully welded angle iron frame with double pane tempered glass doors
- Digital control with 6 programmable presets, steam vent control, blower delay and separate bake and steam times
- Holds 8 full size sheet pans (based on 4" adjustable slide spacing)
- 2 speed blower motor, ¾ hp
- Adjustable rack spacing
- 2 year parts and 1 year labor warranty



Other models  
also available



ITEM #	DESCRIPTION
XR8-E	18kW
XR8-G	110,000 Btu



XR8-G shown with optional stand

## ➤ Combi Ovens

- There's a combi-solution for every application
- Available in multiple sizes, from mini to roll-in
- Exclusive Deliming Indicator
- Exclusive One Touch Deliming
- Largest drain in the industry
- Detachable core probe



Many models available



SHO-100-G



BDO-100-G-ES



ZEPHAIRE-100-G-ES



## ➤ Full Size Gas Convection Oven

- Fully welded angle iron frame
- Stainless steel dependent doors with dual-pane thermal glass windows
- Solid state manual controls
- Holds five 18" x 26" pans
- 25" stainless steel legs
- 2-speed, ½ hp fan
- 38¼" w x 36¾" d x 57" h
- 1 year parts and labor warranty

## ➤ Economy Full Size Convection Ovens

- Fully welded angle iron frame
- Stainless steel dependent doors with dual-pane thermal glass windows
- Solid state manual controls
- Accommodates (5) 18" x 26" full size baking pans per oven, rack positions
- 25" stainless steel legs
- 38¼" w x 36¾" d x 57" h
- 2 year parts and 1 year labor warranty

## ➤ Zephair Full Size Convection Oven

- Stainless steel front, top, and sides
- Standard depth oven
- Dual pane thermal glass windows
- Solid state controls with temp range of 200° to 500°F
- Holds (5) 18" x 26" pans
- Adjustable 25" stainless steel legs
- 2-speed, ½ hp fan
- 38¼" w x 36¾" d x 57" h
- 2 year parts and labor warranty, 3 year limited oven door warranty

ITEM #	DESCRIPTION
SHO-100-G	50,000 Btu

ITEM #	DESCRIPTION
Electric	
BDO-100-E	208V, 11kW
Gas	
BDO-100-G-ES	45,000 Btu

ITEM #	DESCRIPTION
Electric	
ZEPHAIRE-100-E	208V, 11kW
Gas	
ZEPHAIRE-100-G-ES	45,000 Btu

## Universe Plus Tilting Skillets

- Fully polished 304 S/S cooking surface with aluminum core
- Heavy-duty spring assist cover with condensate vent
- Features a manual tilt mechanism, easy-pour lip, removable grease strainer and 60-minute timer
- 100° to 450°F temperature range
- 5/8" thick stainless steel clad plate
- Available in gas or electric with open or closed base, 30 or 40 gallon capacity

Ask about models available



30P-STGM

## EcoTech Plus® Atmospheric Steamers

- Integrated filtration system
- Built-in water management system
- Reduces water usage – saving over 100 gal of water per hour
- Unique steam on demand feature
- Deliming ports for each generator
- Each cooking compartment will accommodate:
  - (9) 12" x 20" x 1" deep pans
  - (5) 12" x 20" x 2 1/2" deep pans
  - (3) 12" x 20" x 4" deep pans
- 24"w x 33"d x 76 1/4"h



ITEM #	DESCRIPTION
ETP-10G	Gas, 84,000 Btu, CSA Gas
ETP-10E	Electric, 20kW, CSA



ETP-10E



ELECTRIC - CSA, NSF  
12KW

30P-STEL	30 Gallon, Open Leg
30P-STEM	30 Gallon, Closed Base

40P-STEL	40 Gallon, Open Leg
40P-STEM	40 Gallon, Closed Base

GAS - NSF, CSA GAS  
93,000 BTU

30P-STGL	30 Gallon, Open Leg
30P-STGM	30 Gallon, Closed Base

40P-STGL	40 Gallon, Open Leg
40P-STGM	40 Gallon, Closed Base



TS-3E

## Turbo-Steam Electric Boilerless Countertop Convection Steamer

- Boiler free
- No plumbing required
- Just pour water in and you're ready to cook
- 316 stainless steel cooking chamber
- Steam shuts off when door is open
- 9kW, 208/220/240V



ITEM #	DESCRIPTION
TS-3E	(3) 12" x 20" x 2 1/2" Pan Capacity
TS-5E	(5) 12" x 20" x 2 1/2" Pan Capacity

## Ovens

Marsal's signature beauty through industrial design will make your oven the centerpiece of your restaurant. All Marsal ovens are designed to maximize power, spread heat evenly throughout the baking chamber, and provide you with the crispiest, most delicious bake for your product.

The exclusive left-to-right burner design, two-inch thick stone, and signature industrial style is what separates Marsal from the competition. Our innovative baking chamber eliminates hotspots so you never have to rotate your pie. Choose the model that is right for your establishment. Marsal deck ovens are available in a variety of styles and sizes and most are stackable to 2 or 3 decks.

PLEASE CONTACT YOUR SALES REPRESENTATIVE FOR ADDITIONAL INFORMATION



SD Series Standard Deck Oven



WF Series Wave Flame Deck Oven



EDO Series Electric Deck Ovens



MB Series Brick Oven



CT Series Countertop Deck Oven







### Curtronizer® Strip Doors



- Low temp polar reinforced PVC strips remain flexible to -20°F
- Limited lifetime warranty on hardware
- Provides significant energy savings
- Easy to install and replace strips
- Fits doorways up to 36" w x 78" h
- .080" thick PVC strips


ITEM #	DESCRIPTION
<b>CZN-6-PR-4080</b>	6"w Strips
<b>CZN-8-PR-4080</b>	8"w Strips



### M-Series Walk-In Strip Doors

- For light duty traffic on walk-in coolers, freezers and personnel doors
- Mounting hardware and brackets can be installed quickly
- Easy to install and replace strips
- Fits doorways up to 36" w x 78" h
- .080" thick PVC strips

ITEM #	DESCRIPTION
<b>M106-PR-4080</b>	6"w Strips
<b>M108-PR-4080</b>	8"w Strips



Also available in white powdercoat exterior



### Air-Pro® Series Air Curtains

- For interior mounting only with door heights up to 8'
- Reduces energy costs substantially
- Stops outside drafts, flying insects and airborne pollutants
- Re-circulates warm air inside the building
- Housing, grill and nozzle are 300 grade stainless steel
- Built-in high/low switch for 2 speed motor
- One year warranty on parts
- 120V
- Shown in stainless steel



ITEM #	AIR VOLUME (CFM)	WIDTH
<b>AP-2-36-1-SS</b>	1220 High, 990 Low	36"
<b>AP-2-42-1-SS</b>	1360 High, 1100 Low	42"
<b>AP-2-48-1-SS</b>	1860 High, 1520 Low	48"


### Heater Proofers

- Constructed of anodized aluminum extrusion
- 0.08" thick aluminum base with formed channels providing additional support
- Doors are constructed using miter cut aluminum extrusion
- Heavy duty stainless steel hinges
- Bottom heating/proofing modules are made from die formed aluminum and are easily removed for cleaning.
- Controls are simple to operate
- Easy-to-read LED display
- Come with corner bumpers and 5" swivel casters, the front two are equipped with locks to keep the cabinet in place during use
- 22.83" w x 33.27" d x 67.64" h



HPC-6836

HPIS-6836



ITEM #	DESCRIPTION
Insulated	
<b>HPIDS-6836</b>	Dutch Solid Doors, 34 Rack Positions
<b>HPIC-6836</b>	Clear Polycarbonate Door, 36 Rack Positions
<b>HPIS-6836</b>	Full Solid Doors, 36 Rack Positions
Non-Insulated	
<b>HPC-6836</b>	Clear Polycarbonate Door, 36 Positions



## ➤ Maxx Cold X-Series Glass Door Merchandisers

- Powder coated steel exterior
- Powder coated aluminum interior top and sides, S/S floor
- Electronic thermostat and digital LED temperature display for accurate control and easy reading

- Self-closing double-pane glass hinged doors
- LED lighted interior
- 32"d x 79"h

MXM3-72F



**MAXX COLD**

A Division of The Legacy Companies

ITEM #	ITEM #	WIDTH	DOORS	SHELVES
REFRIGERATORS	FREEZERS			
MXM1-23R	MXM1-23F	27"	1	4
MXM2-48R	MXM2-48F	54"	2	8
MXM3-72R	MXM3-72F	81"	3	12



USRF5-2D/B

## ➤ U-Star Glass Door Merchandiser Refrigerators

- Black coated steel exterior
- Painted aluminum interior with stainless steel floor
- Front mounted LED temperature display
- Adjustable plastic coated steel shelves
- 1 year parts and labor and 5 year compressor warranty



ITEM #	WIDTH	DOOR	SHELVES	CU FT	HP
USRF5-1D/B	28"	1	4	23	1/3
USRF5-2D/B	53"	2	8	45	1/2



USBC-65

## ➤ Bottle Coolers

- Black coated steel exterior
- Painted aluminum interior liner
- Automatic defrosting
- Built-in bottle opener w/cap catcher
- 28"d x 34"h
- 1/2 hp
- 1 year parts and labor, 5 year compressor warranty



ITEM #	DESCRIPTION
USBC-50	50"w, 2 Lids, 3 Dividers
USBC-65	65"w, 2 Lids, 4 Dividers



## ➤ Blast Freezers

- Stainless steel interior and exterior
- Chilling cycle: 194° to 37°F in 37 minutes Freeze cycle: 194° to 0°F in 240 minutes
- 1 year parts and labor, 5 year compressor warranty

**eurolib**



OBF051AF

ITEM #	DIMENSIONS	PAN CAP.*	FREEZING CAP. (LB)
OBF051AF	31.1"w x 27.5"d x 33.5"h	5**	26
OBF054AF	33.5"w x 29.9"d x 33.5"h	5	26
OBF084AF	33.5"w x 33.5"d x 52"h	8	35

\* 26" x 18" pans not included \*\* 21" x 13" pans

## ➤ Self-Contained Ice Machine

- Ideal for any undercounter or bar application
- Front breathing inlet and discharge allows installation in tight spaces
- Front access to ice
- Electroless nickel plated evaporator
- Corrosion-resistant stainless steel exterior with plastic door and bin liner
- Stores 125 lb of ice
- 26"w x 28.6"d x 31.4"h (37.4"h on legs)
- Full size ice cube, 1 1/4"

**KOLD-DRAFT**

ice machines • bins • crushers • dispensers  
A Division of The Legacy Companies

Door lifts up or slides in, so it's out of the way



ITEM #	ICE PRODUCTION/ 24 HOURS*
SC201	200 lb

\*Ice production based on 70°/50° ambient/water temps



## Undercounter Refrigerators

- Stainless steel interior and exterior sides and top
- Glass door is energy efficient multi-pane, argon filled
- Spring assisted self-closing door with stay open feature
- One piece, full length chrome handle
- Single door with 1 adjustable shelf
- 27" w x 30" d x 33 3/4" h
- 3 year parts and labor warranty
- 5 year compressor warranty
- 115V



CRMR27-GLP-01

ITEM #	DESCRIPTION
CRMR27	Solid Door, 4" Casters
CRMR27-GLP-01	Glass Door, 2 1/4" Casters

## Undercounter Reach-In Refrigerator

- Stainless steel exterior front, sides and top
- Energy efficient, one piece ABS interior liner
- Stainless steel exterior door with aluminum interior liner is field reversible
- Environmentally friendly cyclopentane insulation
- Electronic controls with LED temperature display and audio/visual alarm
- 24.5" d x 32.7" h
- 3 year parts and labor, 5 year compressor warranty
- 115V



ITEM #	WIDTH	DOORS	SHELVES
HR24A	23.4"	1	3

## Reach-Ins

- Stainless steel exterior front and sides
- Stainless steel interior
- Solid state digital controller with temperature alarms and LED display (Fahrenheit or Celsius)
- Full length aluminum, flush mount door handle
- 4" casters (two with brakes)
- 33 3/4" d x 79 1/2" h
- 3 year parts and labor, 5 year compressor warranty



REFRIGERATORS	WIDTH	DOORS	SHELVES
CR1S-FS*	27 1/2"	1	3
CR2S-FS*	55"	2	6
FREEZERS			
CF1S-FS	27 1/2"	1	3
CF2S-FS*	55"	2	6

\*ENERGY STAR®

## Slim-Line Modular Crescent Cubers and Storage Bin

- Durable stainless steel exterior
- Individual crescent shaped KMEdge cubes
- Protected by H-Guard Plus Antimicrobial Agent
- CycleSaver™ Design - fewer cycles for less wear and tear
- EverCheck™ alert system - tells when unit needs service
- Air-cooled
- R-404A refrigerant
- 22" w x 27 1/2" d x 30 1/8" h

	ICE PRODUCTION/ 24 HOURS*
CUBERS	
KM-340MAJ†	404 lb
KM-515MAJ†	517 lb
	ICE STORAGE CAPACITY
BIN	
B300PF	Up to 300 lb

\*Based on 70°F air and 50°F water temperatures †Energy Star®



KM-515MAJ with  
B300PF bin



## Sanitary Cubelet Ice Machine/Dispenser

- Air cooled
- Dispenses ice and water
- Durable stainless steel exterior
- R-404A refrigerant
- Protected by H-GUARD Plus antimicrobial agent
- 16 1/8" w x 24 1/8" d x 31 1/8" h
- 3 year parts and labor warranty

**CleanCycle24™**  
– every 24 hours,  
unit performs a  
2 second flush of  
the evaporator

Shown on  
optional stand



ITEM #	ICE PRODUCTION/ 24 HOURS*	STORAGE
DCM-270BAH	288 lb	9 lb

\*Based on 70°F air and 50°F water temperatures



## Cubelet Ice Machine

- Corrosion resistant stainless steel
- Automatic flush system
- Convenient drop down door
- Air cooled
- Removable air filter
- Protected by H-GUARD Plus Antimicrobial Agent
- 3 year parts and labor warranty
- 24" w x 26" d x 39" h



ITEM #	ICE PRODUCTION* PER 24 HOURS	STORAGE
F-330BAJ-C	288 lb	80 lb

## Self-Contained Cuber with Built-In Storage Bin

- Durable stainless steel exterior
- Produces top-hat style full cubes
- Swing style, reversible door
- Air cooled
- 22 lb storage capacity
- 14 1/8" w x 22 1/8" d x 33 1/2" h
- 2 year parts and labor warranty



ITEM #	ICE PRODUCTION/ 24 HOURS*	STORAGE
AM-50BAJ	55 lb	22 lb

\*Based on 70°F air and 50°F water temperatures





T-23-HC

## Bottom Mount Reach-Ins

- Stainless steel solid door and front
- Adjustable, heavy duty PVC coated shelves
- Environmentally friendly natural refrigerant
- Positive seal self-closing doors
- 3 year parts and labor warranty with an additional 2 year warranty on compressor
- 29½" d x 78¾" h

ITEM #	DOORS/SHELVES	HP	WIDTH
Refrigerators			
T-23-HC	1/3	¼	27"
T-43-HC	2/6	½	47"
T-49-HC*	2/6	½	54½"
Freezers			
T-23F-HC	1/3	½	27"
T-43F-HC	2/6	1	47"
T-49F-HC#	2/6	1	54½"

\* Not CE ≠ Not ENERGY STAR®



## STG Spec Series® Reach-Ins

- Stainless steel door, front and aluminum sides
- Aluminum interior side walls & back, stainless steel floor and ceiling
- Foamed-in-place polyurethane high density cell insulation (CFC free)
- Exterior mounted digital thermometer
- 5" diameter casters standard
- 3 heavy duty, PVC-coated wire shelves per section
- 33¾" d x 77¾" h (does not include height for casters or legs)
- 3 year parts and labor warranty with an additional 2 year warranty on compressor

ITEM #	DOOR(S)/SHELVES	HP	WIDTH
Refrigerators			
STG1R-1S-HC#	1/3	¼	27½"
STG2R-2S-HC#	2/6	½	52½"
Freezer			
STG1F-1S-HC	1/3	½	27½"

# ENERGY STAR®



**True**  
REFRIGERATION



TDM-R-48-GE/GE-W-W

## Refrigerated Display Cases

- Curved glass front and side panels are single pane tempered glass
- Exclusive reversing condenser fan motors
- LED interior lighting
- 3 adjustable heavy duty PVC coated wire shelves standard, 150 lb capacity each
- 3 year parts and labor warranty with an additional 2 year warranty on compressor
- 39" d x 49½" h

ITEM #	EXTERIOR/INTERIOR	DOORS/SHELVES	WIDTH
TDM-R-48-GE/GE-W-W	White/White	2/3	48¼"
TDM-R-59-GE/GE-S-W	Stainless/White	2/3	59¼"




## Glass Door Merchandisers

- Low "E," double pane thermal insulated glass door assembly with extruded aluminum frame
- Adjustable, heavy duty PVC coated shelves
- Environmentally friendly natural refrigerant
- LED interior lights
- Positive seal self-closing doors
- 3 year parts and labor warranty with an additional 2 year warranty on compressor
- 29½" d x 78¾" h, GDM-47-HC-LD 29¾" d x 78¾" h

ITEM #	DOORS/SHELVES	HP	WIDTH
SWING DOOR(S)			
GDM-23-HC~TSL01	1/4	⅓	27"
GDM-49-HC~TSL01*	2/8	½	54½"
SLIDING DOORS			
GDM-47-HC-LD*	2/8	½	54½"

\* Not CE ≠ Not ENERGY STAR®



GDM-23-HC~TSL01

## Direct Draw Beer Dispensers

- Provides ice cold beer 33°F to 38°F
- Natural refrigerant
- Black vinyl front and sides with matching black aluminum back; stainless steel top
- Interior - stainless steel floor with ½" lip and heavy gauge galvanized steel walls
- 3" dia S/S insulated beer columns
- 3 year parts and labor warranty with an additional 2 year warranty on compressor
- 27½" d x 37" h, ¼ hp

TDD-3-HC



ITEM #	½ BARREL KEG CAPACITY	SWING DOORS	WIDTH
TDD-3-HC	3	2	69½"
TDD-4-HC	4	3	90½"



TBB-24-48G-SD-HC-LD

## Back Bar Coolers

- Black vinyl front and sides with matching black aluminum back
- Heavy gauge all stainless steel countertop
- Natural refrigerant
- Heavy duty, black PVC-coated wire shelving
- LED interior lighting
- 24" d models are ideal for easy placement in tight areas
- 3 year parts and labor warranty with an additional 2 year warranty on compressor

ITEM #	12 OZ CANS 6-PK CAPACITY	HP	W x D x H
TBB-24-48G-SD-HC-LD†	48	¼	49½" x 24½" x 35½"
TBB-24-60G-SD-HC-LD†	72	¼	61½" x 24½" x 35½"
TBB-3G-HC-LD#	112	¼	69½" x 27¾" x 37"

# ENERGY STAR® † Sliding Doors



## ► Pizza Prep Tables

- All stainless steel front, top and sides, corrosion-resistant GalFan coated steel back
- Interior - clear coated aluminum liner with coved corners and stainless steel floor
- Extra-deep 19½" full length removable cutting board
- Holds 33° to 41°F
- Full set of ½ size, 6" deep polycarbonate insert pans included
- Self-contained system - no plumbing required
- Adjustable PVC coated wire shelves
- 3 year parts and labor warranty with an additional 2 year warranty on compressor
- 33⅞" d x 35⅝" h

ITEM #	TOP PAN CAPACITY	HP	WIDTH	TPP-67
TPP-67	9	⅓	67¼"	
TPP-93	12	½	93¼"	



TUC-48-HC



**Self-contained system**



## ► Undercounter Refrigerators

- All stainless steel front, top and sides with corrosion-resistant GalFan coated steel back
- Factory engineered, self-contained, capillary tube system using environmentally friendly R290 hydro carbon refrigerant
- Refrigerators hold 33° to 38°F
- Self-contained system - front breathing
- Foamed-in-place polyurethane high density insulation
- 3 year parts and labor warranty with an additional 2 year warranty on compressor
- 30⅞" d x 29¼" h

ITEM #	DOORS/SHELVES	HP	WIDTH
TUC-27-HC	1/2	⅓	27⅞"
TUC-48-HC	2/4	⅓	48⅞"

**True**  
REFRIGERATION



## ► Mega Top Food Prep Tables

- All stainless steel front, top and sides, corrosion-resistant GalFan coated steel back; removable lid and hood
- Environmentally friendly (134A), patented forced-air refrigeration system holds 33°F to 41°F
- ½ size, 4" deep polycarbonate food pans and 8" deep, ½" thick, removable cutting board included
- 3 year parts and labor warranty with an additional 2 year warranty on compressor
- 31⅞" d x 45¼" h

ITEM #	TOP PAN CAPACITY	HP	WIDTH
TFP-32-12M	12	⅓	32⅞"
TFP-48-18M	18	⅓	48⅞"
TFP-64-24M	24	⅓	64⅞"

TFP-48-18M



## ► Sandwich/Salad Units

- All stainless steel front, top and sides, corrosion-resistant GalFan coated steel back
- Patented, foam insulated, S/S cover
- Environmentally friendly natural refrigerant
- Customize to your needs - holds full-size to one-ninth size pans, giving a flexible pan capacity (includes ⅓ size pans)
- 11¼" deep, removable polyethylene cutting board
- 3 year parts and labor warranty with an additional 2 year warranty on compressor
- 30⅞" d x 36¼" h

ITEM #	TOP PAN CAPACITY	HP	WIDTH
TSSU-27-08-HC*	8	⅓	27⅞"
TSSU-48-12-HC	12	⅓	48⅞"
TSSU-60-16-HC*	16	⅓	60⅞"

\* Not CE

**True**  
REFRIGERATION

## ► Chef Bases

- Stainless steel front, top and sides, aluminum finished back
- White aluminum liner, stainless steel floor with coved corners
- Heavy-duty stainless steel drawer slides and rollers
- Each drawer holds two 12" x 20" x 4" d food pans (not included)
- Foamed-in-place polyurethane high density insulation
- Exterior digital temperature display
- 3 year parts and labor warranty with an additional 2 year warranty on compressor
- 32⅞" d x 20⅞" h, ⅓ hp

ITEM #	DRAWERS	TOP SUPPORTS	WIDTH
TRCB-52	2	717 lb	51⅞"
TRCB-72	4	1084 lb	72⅞"



TRCB-72



RESTAURANT • BAR • DESIGN • EQUIPMENT

**ONE WAY** Supply Corp.

JANITORIAL • PAPER PRODUCTS • SUPPLIES

**(631) 758-6700**

Please visit our online catalog at  
**www.onewaysupply.com**

460 Waverly Ave. • Patchogue, NY 11772

*All advertised items may not be available. Some items require special order.  
Freight charges and set-up extra. Not responsible for any typographical errors and/or graphic misrepresentation.*

**NISSCO**  
Restaurant Dealer Group

### › Ice Cream Dipping Cabinets

- Flat, tempered clear glass sliding lids
- Interior LED lights
- Tempered glass sneeze guard
- Molded plastic lid frame heated to prevent frost or ice build up
- External digital thermometer display
- Exterior is white, zinc coated, baked on enamel steel
- Interior is painted white powder coated steel
- 27"d x 53"h

	TUBS	TUBS (STORAGE)	WIDTH
MXDC-4	4	2	31½"w
MXDC-8	8	6	51½"w
MXDC-12	12	10	70½"w

*Get ready for  
summer with  
these great deals!*



MXDC-8



MXF31F



### ❄️ MAXX COLD

A DIVISION OF THE LEGACY COMPANIES

### › Mobile Ice Cream Freezers

- Flat, tempered clear glass sliding lids
- Interior LED lights
- Molded plastic lid frame heated to prevent frost or ice build up
- External analog thermometer display
- Bottom defrost drain w/plug
- Exterior is white, zinc coated, baked on enamel steel
- Interior is painted white powder coated steel
- 27" d x 33" h

	TUBS	TUBS (STORAGE)	WIDTH
MXF31F	4	2	31½"w
MXF52F	8	6	52"w
MXF71F	12	10	71"w

